



The Power of Vehicle Information

[HOME](#) [AUTOS](#) [CLASSIC CARS](#) [MOTORCYCLES](#) [BOATS](#) [RVs](#) [MANUFACTURED HOMES](#) [NADAguides STORE](#)



ADVERTISEMENT

Like

[Change Make](#) > [Change Year & Model](#) > [Change Trim](#) > [Change Mileage & Options](#) > Price-Value

**2002 Ford Explorer-1/2 Ton-V6**

Utility 4D XLS 4WD

share print email

**We found 9**  
2002 Ford  
listings within 25 miles  
of your zip code



2002 Ford Explorer-1/2 Ton-V6 Pictures

**Pricing**

	<b>Rough Trade-In</b>	<b>Average Trade-In</b>	<b>Clean Trade-In</b>	<b>Clean Retail</b>
<b>Base Price</b>	\$2,175	\$2,975	\$3,625	\$5,800
<b>Mileage:</b> 110,000	\$525	\$525	\$525	\$525
<b>Options:</b> <a href="#">(add options)</a>				
Towing/Camper Pkg	\$75	\$75	\$75	\$100

ADVERTISEMENT



**Build & Price**  
**Special Offers**  
**Request a Quote**  
**Search Dealer Inventory**

ADVERTISEMENT

**TOTAL PRICE**      **\$2,775**    **\$3,575**    **\$4,225**    **\$6,425\***

\* This Retail price is based on a [clean vehicle history report](#) . Don't make a \$6,425 mistake. Get a [Free VIN Check](#) today. [Find out why AutoCheck is better than Carfax.](#)

**Vehicle History Report**

**Check for Accidents Now**

Press GO or Enter VII



**Find Your Car**

Ford

ZIP 49456



**Sell Your Car**

[Sell it Now](#)



**Free Insurance Quote**

Get discounts up to 40%



**Extended Auto Warranty**

[Free Instant Quote](#)



**Auto Finance Center**

[New & Used Auto Loans](#)

Easy process and fast response



**Know your Credit History**

[See your Score Instantly - \\$0](#)



**Pricing & Specs**

Standard Equipment  
Specs & Performance

**Pictures & Videos**

Pictures  
Available Colors  
Crash Test Videos

**Reviews & Ratings**

Expert Reviews  
Consumer Reviews  
Consumer Ratings  
Safety Ratings  
Recall Information  
Standard Warranty

**Similar Vehicles**

**Compare Vehicles**  
More SUVs  
Top 10 SUVs  
Model History  
**CHECK OUT THE NEW Explorer**

Next

**Standard Equipment Details**

**Engine Specifications**

Type: Gas V6  
Size: 4.0L/245  
Horsepower: 210 @ 5100 RPM  
Torque: 254 @ 3700 RPM  
Max Towing Capacity: 5450  
Max Payload: 660

**Drive Train**

Drive Train: 4-Wheel Drive  
Transmission: 5 speed Manual w/OD

**Safety**

Air Bag-Frontal-Driver  
Air Bag-Frontal-Passenger  
Air Bag-Side Head-Front  
Brakes-ABS  
Brakes-Type-4 Wheel DISC  
Child Safety Rear Door Locks  
Engine Immobilizer  
Security System

**Comfort & Convenience**

Air Conditioning-Front  
Cruise Control  
Keyless Entry  
Max Seating Capacity: 5  
Mirror(s)-Power  
Power Locks  
Reading Lamps-Front  
Seat Trim-Cloth  
Seat-Rear Pass-Through  
Seats-Front Bucket  
Steering Wheel-Adjustable  
Steering -Power  
Windows-Power

**Music & Entertainment**

Audio-AM/FM Stereo  
Audio-Cassette Player  
Audio-CD Player

**Interior**

Floor Mats  
Power Outlet

**Exterior**

Doors: 4  
Rear Window Defogger  
Running Boards/Side Steps  
Tow Hitch  
Windows-Deep Tinted  
Wipers-Intermittent




**Tires**


Front Tire Size: P235/70R16  
Rear Tire Size: P235/70R16  
Spare Tire Size: P235/70R16

**Wheels**

Front Wheel Material: Steel  
Rear Wheel Material: Steel

[Back to top](#)

[Home](#) | [Media Room](#) | [About Us](#) | [Help/FAQ](#) | [Contact Us](#) | [Advertise](#) | [Link to Us](#) | [NADAguides STORE](#) | [Business Users](#) | [Change ZIP](#) | [Follow Us](#)   

[Copyright](#) | [Privacy Policy](#) | [AdChoices](#) 

© Copyright 2012 NADAguides. All Rights Reserved. © Copyright 2012 NADASC. All Rights Reserved. © 2012 Chrome Systems, a DealerTrack Company. All rights reserved.  
NADAguides.com is an alliance partner of NADA Services Corporation.